

LAB-D Series

Linear Air Bearing Stages

Economical Dovetail Rail Design

ABTech inc. offers ultra-precision fully constrained air bearing linear stages with continuously supported dovetail rail design.

LAB-D series stages are engineered and precisely lapped to match the rail and carriage angled sides, eliminating the need for pivoting air bearing pads and creating larger bearing areas for increased stiffness.

For applications requiring exacting linear straightness measurements, linear positioning, constant velocity and linear systems requiring no static friction. LAB-D series linear stages are ideal components for wafer scanning systems, computer-to-plate systems, linear measurement and vision systems.

ABTech's modular design approach and complete engineering support capabilities can respond quickly to provide a solution to your O.E.M. needs for ultra-precision linear motion..



Top: Hard coated aluminum
Bottom: Stainless steel



Granite rails are also available.

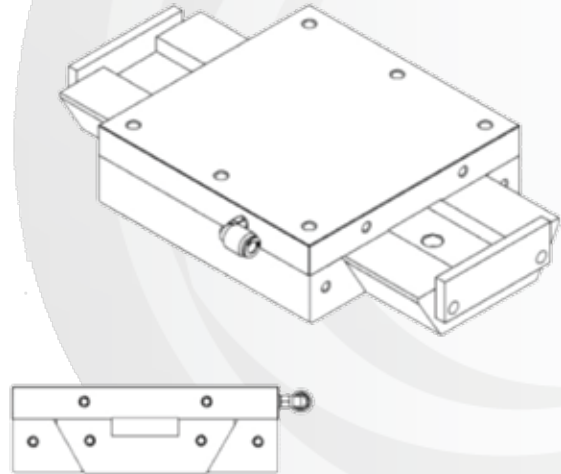
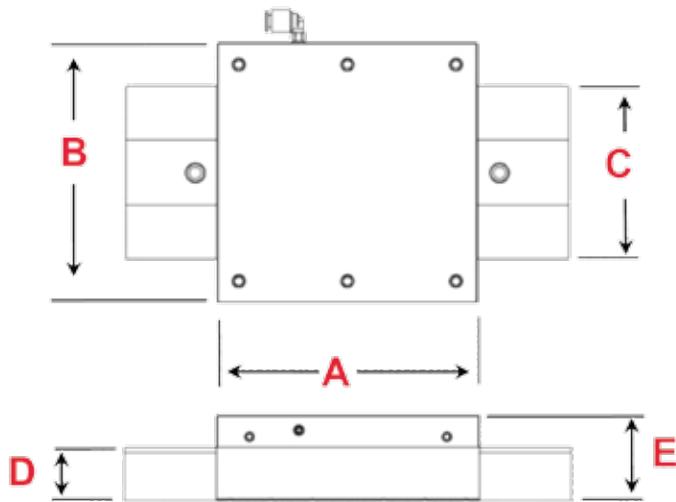
Phone: 1-603-358-6431
Fax: 1-603-358-0196
info@abtechmfg.com
www.abtechmfg.com

ABTech, Inc.
P.O. Box 10296
126 Monadnock Highway
Swansey, NH 03446

Features:

- Precision matched dovetail design
- Ultra-smooth motion with no static friction
- High load capacity and stiffness with low air consumption
- Two accuracy grades available for cost effective design
- Air bearing carriages in hard coated aluminum or stainless steel
- Available in custom rail lengths and carriage sizes
- Modular design – custom systems can be provided for O.E.M.
- Optional motor drives, encoders, drive amplifiers and controls
- Made in USA

LAB-D Series Linear Air Bearing Dovetail Stages



Model Number:	LAB-100D	LAB-150D	LAB-200D	LAB-250D
Carriage Length (A)	4.00" (101.6 mm)	6.00" (152.4 mm)	8.00" (203.2 mm)	10.00" (254 mm)
Carriage Width (B)	4.00" (101.6 mm)	6.00" (152.4 mm)	8.00" (203.2 mm)	10.00" (254 mm)
Rail Width (C)	2.60" (66.0 mm)	4.00" (101.6 mm)	6.00" (152.4 mm)	7.50" (190.5 mm)
Rail Height (D)	1.23" (31.2 mm)	1.23" (31.2 mm)	1.50" (38.1 mm)	2.25" (57.15 mm)
Total Stage Height (E)	1.97" (50.0 mm)	1.97" (50.0 mm)	3.00" (76.2 mm)	4.00" (101.6 mm)
Slide Travel	1-20" (25-508 mm)	1-42" (25-1067 mm)	1-42" (25-1067 mm)	1-42" (25-1067 mm)
Vertical Load Capacity*	55 lbs (25 Kg)	100 lbs (45.4 Kg)	150 lbs (68 Kg)	300 lbs (136.1 Kg)
Horizontal Load Capacity*	22 lbs (10 Kg)	50 lbs (22.7 Kg)	75 lbs (34 Kg)	150 lbs (68 Kg)
Air Usage	1.1 CFM	2.3 CFM	3.4 CFM	4.5 CFM

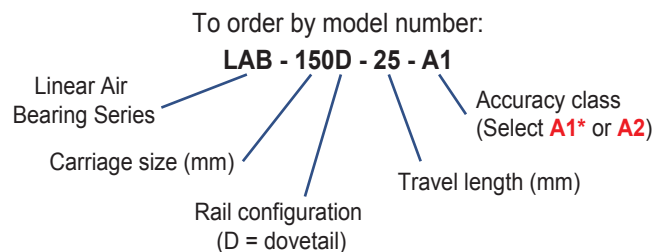
Accuracy Class	Straightness of Travel
A1*	5.0 μ "/in (0.125 μ m/25.4mm)*
A2	15.0 μ "/in (0.375 μ m/25.4mm)

* Depending upon desired travel length, A1 accuracy for LAB-100D stages may require an elongated carriage design
 ~Special accuracies can be supplied
 ~Consult ABTech for the best solution for your application

Options & Accessories:

- Aluminum and stainless steel carriages
- Aluminum, stainless steel and granite rails (granite rails in A2 accuracy only)
- Motor drives and controllers
- Electronic indicators, amplifiers and gage stands
- Granite plates and base stands
- Dual element filter/regulator

Ordering Information:



* Maximum load capacities—consult ABTech for recommendations on practical loads
 ~Load capacities are estimated at the center of the carriage in both directions and based on standard horizontal orientation with carriage on top of rail
 ~Slide performance can be affected by method of mounting the rail and loading
 ~Consult ABTech's applications engineers for moment loading and stiffness considerations
 ~Specifications are at 60 psi (4 kgf/cm²)
 ~Specifications are subject to change without notification